



28 Spudman Rise, Pukekohe

## Flexible Family Luxury

Flexible Family Luxury




Meaning: A modern home designed for families and extended living, offering space, style, and versatility in a prime Pukekohe location.

### SPACE

Step inside this stunning single-level residence and discover a home that blends contemporary design with flexible living. Boasting 5 bedrooms and 3 bathrooms across a thoughtfully planned 3+2 layout, this property is perfectly suited for large families, multi-generational living, or those seeking an additional income stream.

At the heart of the home lies a beautifully designed kitchen with quality finishes, complemented by open-plan living and dining that flow seamlessly to the expansive deck. High ceilings and skylights flood the interiors with natural light, while a cosy fireplace ensures warmth and comfort through the cooler months.

The master suite is a private retreat, featuring a stylish ensuite, generous walk-in wardrobe, and direct deck access - the perfect sanctuary to begin or end your day. The separate 2-bedroom suite, complete with its own legal kitchen and living space, offers ideal independence for extended family or potential rental opportunities.

5  3  4 

### FOR SALE

Price by Negotiation

### AGENTS

Vicky Ward  
021 170 1180  
vicky@ljhsouth.co.nz

### AGENCY

LJ Hooker Pokeno  
09 298 4000  
Southern Suburbs Realty Ltd

All information contained therein is gathered from relevant third parties sources.  
We cannot guarantee or give any warranty about the information provided.  
Interested parties must rely solely on their own enquiries.



Outdoors, the large deck provides the ultimate setting for entertaining and relaxation, while the double garage and additional parking add convenience to this exceptional home.

## FEATURES

- Land: 601m2 (approx.)
- House: 240m2 (approx.)
- 5 bedrooms, 3 bathrooms including ensuite in master
- Unique dual-living design: 3+2 bedroom layout with two legal kitchens
- Expansive open-plan living with high ceilings and skylights
- Fully tiled bathrooms with modern finishes
- Master suite with ensuite, walk-in wardrobe, and deck access
- Large deck for outdoor entertaining
- Double garage plus ample off-street parking
- Fireplace for warmth and comfort

## LOCATION

Perfectly positioned with quick access to Motorway Highway 1, this home is close to Pukekohe town centre, top local schools, and everyday amenities. Zoned for the highly regarded Valley School, it's an ideal choice for families wanting convenience without compromise.

## OPPORTUNITY

A rare opportunity to secure a spacious, flexible home that adapts to your lifestyle - whether for extended family, rental income or simply room to grow. Contact Vicky on 021 170 1180 or Rocky on 021 683 383 today to arrange your private viewing before it's gone!

## MORE DETAILS

Property ID                    6RJ16  
Property Type                House  
House Size                    240 m2  
Land Area                     601 m2  
**Licensed Real Estate Agents (REAA2008)**

**Vicky Ward 021 170 1180**

Licensed Salesperson | [vicky@ljhsouth.co.nz](mailto:vicky@ljhsouth.co.nz)

**LJ Hooker Pokeno 09 298 4000**

Southern Suburbs Realty Ltd  
1/319 Great South Road, PAPA KURA NZ  
[pokeno.ljhooker.co.nz](http://pokeno.ljhooker.co.nz) | [pokeno@ljhsouth.co.nz](mailto:pokeno@ljhsouth.co.nz)

