



13 Hepburn Close, Rutherford

## Quiet, Family-Friendly Location!

Nestled in a whisper-quiet street, this modern 4-bedroom home offers comfort, space, and easy living-perfect for families seeking a relaxed lifestyle.

Freshly painted through out with new modern flooring.




Inside, the property features four well-sized bedrooms, two contemporary bathrooms, and multiple open-plan living areas designed for both comfort and functionality. The well-appointed kitchen flows seamlessly into the dining area and out to an undercover space

The fully fenced, low-maintenance yard provides a safe and secure space for children to play, while requiring minimal upkeep.

Located in the ever-popular suburb of Rutherford, this home offers great value and convenient access to local schools, shops, and essential services.

**Disclaimer:** The photos indicating the condition of the advertised property may or may not be an exact reflection of the current condition of the property. If you have any concerns please contact the office to confirm this prior to any inspection.

All information contained herein is gathered from sources we deem to be reliable. However, we cannot guarantee its accuracy and interested persons should rely on their own enquiries.

4  2  2 

### FOR RENT

Please Call

### AGENTS

Haylee Williams  
maitland@ljhooker.com.au

### AGENCY

LJ Hooker Maitland  
(02) 4933 5511

All information contained therein is gathered from relevant third parties sources.  
We cannot guarantee or give any warranty about the information provided.  
Interested parties must rely solely on their own enquiries.



## MORE DETAILS

Property ID 1F4QF6H  
Property Type House  
Including Ensuite  
Air Conditioning  
Close to Shops  
Close to Transport

### Haylee Williams

Property Investment Manager | [maitland@ljhooker.com.au](mailto:maitland@ljhooker.com.au)

### LJ Hooker Maitland (02) 4933 5511

24 Ken Tubman Drive, MAITLAND NSW 2320  
[maitland.ljhooker.com.au](http://maitland.ljhooker.com.au) | [maitland@ljhooker.com.au](mailto:maitland@ljhooker.com.au)



# 13 Hepburn CI Rutherford

Approximate Gross Internal Area = 171.9 sq m / 1850 sq ft  
(Including Garage)



Illustration for identification purposes only, measurements are approximate, not to scale. floorplansUsketch.com © (ID547491)